



BEVERAGE-AIR

| | |
|-----------------|------|
| Project: _____ | AIA# |
| Item: _____ | |
| Location: _____ | SIS# |
| Approved: _____ | |

WTRD36AHC WORKTOP DRAWER REFRIGERATOR

WORKTOP REFRIGERATOR

WTRD36AHC Worktop Refrigerator With Drawers
Hydrocarbon Series

MODEL:
WTRD36AHC-2



5 Year Parts/Labor Warranty Available
7 Year Compressor Warranty

CABINET CONSTRUCTION

- Stainless steel front, sides, drawers and grille (galvanized back & bottom)
- Interior liner is made of corrosion resistant aluminum
- Stainless steel worktop for added durability
- 4" Removable backsplash for flexibility and ease of cleaning
- Full electronic control
- Interior thermometer is standard
- Snap-in drawer gaskets
- Upper and lower pull-out drawers accommodate 6" deep pans
- Stainless steel drawer frames supported on telescoping drawer slides
- Drawer slides include locking mechanism that prevents drawer from being inadvertently pulled off cabinet
- 6" Casters, (2) with brakes standard

OPTIONS & ACCESSORIES

- 3 Year parts/labor standard, additional 2 year warranty available
- Stainless steel back
- Stainless steel interior
- 16 Gauge stainless steel top
- Cutting board
- 3" Casters
- 6" Legs (stainless steel, black or seismic/flange)
- Low profile casters
- Roller kit
- Remote option* (see note on back on page)

REFRIGERATION SYSTEM

- Uses environmentally friendly, energy efficient R290 refrigerant, and meets all regulatory requirements for CARB, SNAP, DOE & more
- Adaptive defrost
- Epoxy coated evaporator coil
- Refrigerators capable of maintaining product temperature between 36°F and 38°F



Please verify qualifying units by visiting:
www.energystar.gov/cfs

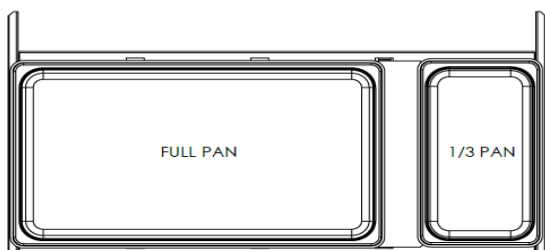
3779 Champion Blvd., Winston-Salem, NC 27105
1-888-845-9800 Fax: 1-336-245-6453
Beverage-Air.com Sales@bevair.com



BEVERAGE-AIR

| MODEL | WTRD36AHC-2 |
|------------------------------------|----------------------|
| EXTERNAL DIMENSIONAL DATA | |
| Width Overall | 36" |
| Depth Overall with Handle & Bumper | 32" |
| Height Overall with 6" Casters | 39 5/8" |
| Number of Drawers | 2 |
| Depth with Drawer Extended | 47 1/2" |
| Drawer Openings | (2) 31 5/8" x 9 3/8" |
| INTERNAL DIMENSIONAL DATA | |
| NET Capacity (cubic ft.) | 8.5 |
| Internal Width Overall (in) | 32" |
| Internal Depth Overall (in) | 15 3/8" |
| Internal Height Overall (in) | 23" |
| ELECTRICAL DATA | |
| Full Load Amperes | 2.0 |
| REFRIGERATION DATA | |
| Horsepower | 1/6 |
| Capacity (BTU/Hr) | 994 |
| Heat Rejection (BTU/Hr) | 1491 |
| Charge (lbs/grams) | 0.243/110 |
| SHIPPING DATA | |
| Gross Weight - Crated | 244 lbs |
| Height - Crated | 43" |
| Width - Crated | 39" |
| Depth - Crated | 34" |

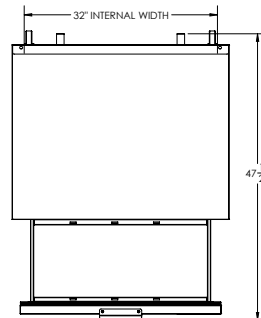
*NOTE: Remote units are field wired and come with 6" legs. Refrigerant must be specified at time of order.



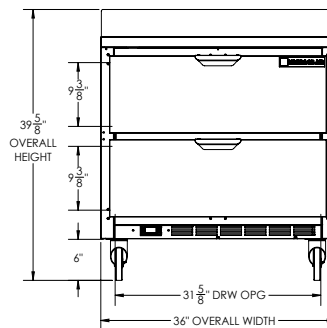
Worktop Refrigerator With Drawers Model: WTRD36AHC-2

Model Views

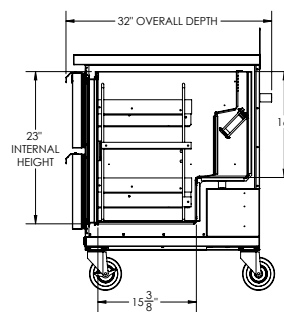
Required Clearance: 3" bottom & 2" rear



PLAN VIEW



ELEVATION VIEW



SIDE VIEW



ELECTRICAL CONNECTION



115/60/1
NEMA 5-15P

Unit pre-wired at factory and include 8' long cord and plug set.